



Smart
Aligner
Services

ALIGNERS

DE LA

A

ALA

Z

The ONLY **online programme** aimed at doctors who want to enhance the use of clear aligners in their clinic through advanced aligner biomechanics protocols.






DR. Nellie Dilkova

OFFERS THE HIGHEST LEVEL OF TREATMENT WITH

ALIGNERS




Dr. David Walt



Dr. Luis González



Dr. Chris Chang



Dra. Elvira Patroi



Dr. Flavio Escobar



Dr. Antonio Ferreri



Dr. Trevor Nichols



Dr. Chihan Capan



D. Justin Leight



Dr. Martín Pedernera



D. Justin Leight

We have created a complete and unique program in which we will help you treat any patient who enters your clinic with invisible orthodontics.

You will learn specific protocols that will help you treat any type of malocclusion with aligners: from mild crowding to a case with extractions.

You will reinforce your classes with exercises at the end of each topic so that you can put into practice everything you have learned.

Program content

12-MONTH PROGRAM

25 RECORDED CLASSES (45-50 minutes/class)

where we will explain step by step the biomechanics of the aligners and how to apply it to any malocclusion.

25 ONLINE COURSES (90-120 min/class)

with international speakers who will teach you how to treat complex cases with aligners.

10 books

Class II treatment with aligners.

Class III treatment with aligners.

Clinical protocols guide.

Expert secrets: The 5 key steps to get the perfect ClinCheck

Impacted canines.

Create your own clear aligner funnel.

Sales protocol.

Practical Guide to Attachment placement

Growing patient with aligners: Checklist.

Unveiling distalization with aligners.



And now... 2 case review sessions with our team of orthodontists for 45 minutes.

MONTH 1



Case selection. Parameters for complexity measurement.

DR. JOAO PATO

Spark™10 and Spark™20 - how far can we go?

DR. DAVID RAICKOVIC

Aligner biomechanics and treatment plan assembly

WRITTEN PROTOCOLS:
Clinical protocols guide.

WRITTEN PROTOCOLS:
Elastics.

Clear aligner basics:
Understanding the keys for successful treatments.

MONTH 2

Communication with the technician. Part 1.
Prescription of the case.

Communication with the technician. Part 2.
Modifications and 3D tools.

DR. ANTONIO FERRERI:

Treatment planning in aligner orthodontics

WRITTEN PROTOCOLS:
Expert secrets: The 5 key steps to get the perfect ClinCheck

DR. LUIS GONZÁLEZ :

Principles of digital planning:
Discover all the secrets of Spark Approver

MONTH 3

D. JUSTIN LEIGH

Growing your Orthodontic practice through impactful consultations.

D. ARMAN ECHEVARRIA

The simple system you can use to attract high quality ortho patients.

WRITTEN PROTOCOLS:
Sales protocol.

WRITTEN PROTOCOLS:
Create your own clear aligner funnel

MONTH 4



Attachment placement.
Protocol and material.

WRITTEN PROTOCOLS:
Practical Guide to Attachment placement

Stripping protocol. When and how to do IPR.

DR. GABRIELE GÜNDEL

Aging jaws - What are the leading symptoms and how can they be treated with Aligner therapy

DR. DAVID WALT:

Digital and Virtual Workflow for Invisalign Treatment

MONTH 5

WRITTEN PROTOCOLS:
Class III E-BOOK

DR. CHRIS CHANG

Class III mechanics for aligners
LIVE - 14/12/2023

Selection of attachments.

WRITTEN PROTOCOLS:
Class II E-BOOK

Integration of CBCT in digital planning

MONTH 6

DR. VICENZO D' ANTO

Aligner biomechanics for the treatment of Class II patients: evidence based clinical protocols.

DR. NELLIE DILKOVA

Maxillary arch expansion with aligners in kids, teens and adults - where is the limit?

Movement predictability with clear aligners.

Movement sequences.

MONTH 7

DR. LUIS GONZÁLEZ
Crowding.

DR. LUIS GONZÁLEZ
Diastemas.

DR. LUIS GONZÁLEZ
Crossbite.

DR. KATARZYNA POTOCZEK-
WALLNER

How to be efficient in
treatment planning with
aligners?

Vertical problems: deep
and open bite.

MONTH 8

DR. LUIS GONZÁLEZ
Open bite.

DR. LUIS GONZÁLEZ
Overbite.

DR. LUIS GONZÁLEZ
Occlusal adjustment.

DR. INA MAYER

Deep bites & Class II How to
treat those cases successfully
& reproduceably

DR. CIHAN CAPAN

Think outside the box: How to
design creative and
predictable treatment plans
for extraction cases

MONTH 9

DR. TREVOR NICHOLS

Creating Beautiful Smiles
with Aligners

Micro-screws and aligners:
The perfect couple to solve
complex cases.

DR. LUIS GONZÁLEZ
Elastics & clear aligners.

DR. LUIS GONZÁLEZ
Extractions.

DR. LUIS GONZÁLEZ
Auxiliary techniques:
minitubes and miniscrews.

MONTH 10

DR. CHRISTINA TEPPER

Interdisciplinary cases, limits
of aligners?

DR. LUIS GONZÁLEZ
Periodontal patients.

DR. LUIS GONZÁLEZ
Multidisciplinary
orthodontics.

DR. ELVIRA PATROI

The "know how" of treating
complex multidisciplinary
cases with aligners

MONTH 11

DR. LUIS GONZÁLEZ
Case finishing.

DR. MARTÍN PEDERNEIRA

Impacted canines. From
prevention to retention

WRITTEN PROTOCOLOS:
Impacted canines E - BOOK

DR. FLAVIO ESCOBAR

Great finishes and satisfied
patients

DR. LUIS GONZÁLEZ :
Impacted teeth

MONTH 12

DR. PEDRO COSTA

Growing patients: from
clinical tips to business tricks

Growing patients: 1st phase
treatments.

Growing patients:
Mandibular advancement.

DR. GOZDE COBANOGLU

Clear aligners in growing
patients. Concepts and
efficiency

DR. JAVIER LOZANO

Invisalign is the NEW HYRAX

WRITTEN PROTOCOLOS:
Growing patients with
aligners

Program content

12-MONTH PROGRAM

25 RECORDED CLASSES (45-50 minutes/class)

where we will explain step by step the biomechanics of the aligners and how to apply it to any malocclusion.

25 ONLINE COURSES (90-120 min/class)

with international speakers who will teach you how to treat complex cases with aligners.

10 books

Class II treatment with aligners.

Class III treatment with aligners.

Clinical protocols guide.

Expert secrets: The 5 key steps to get the perfect ClinCheck

Impacted canines.


Create your own clear aligner funnel.

Sales protocol.

Practical Guide to Attachment placement

Growing patient with aligners: Checklist.

Unveiling distalization with aligners.



And now... 2 case review sessions with our team of orthodontists for 45 minutes.

NOW: 699€ or 3 payments of 233€.

FULL PAYMENT

INSTALLMENT PAYMENT

Frequent questions

What are the recorded classes?

They are 45 - 50 minute classes in which Dr. Luis González Barbero will explain the specific protocols of each topic so that you can easily apply them in your treatments with aligners.

If I can't attend the live lecture... Will it be recorded?

Yes, you will have access to the live recordings for 12 months. After that time, it will be deactivated from the platform.

If I sign up, will I have access for 12 months?

The content will be unlocked month by month, there is a lot of content so it is necessary to do it step by step

If I have questions about the recorded classes, how can I resolve them?

You will have access to a private chat with Dr. Luis González and you will be able to consult with him everything you need about the classes.

You can also write to us at info@smartalignerservices.com, we will respond right away!

