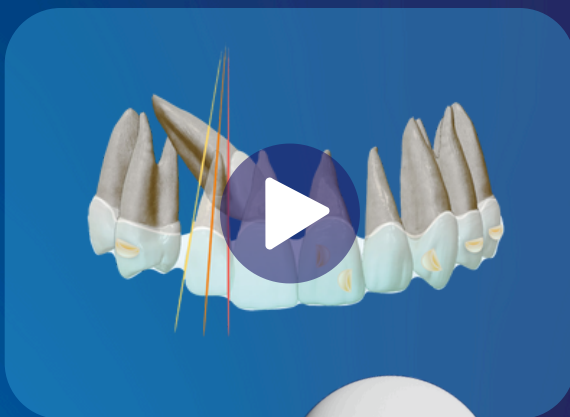


SAS

2.0

METHOD

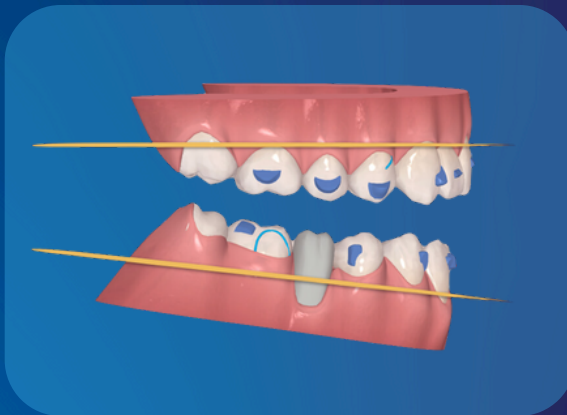
Get the confidence you need to treat any patient with aligners.



sas

Review your ClinChecks Approvers & iOrtho with our team.

Do you want to have the
necessary security to face any
case?



With this method, you will dare to treat any
malocclusion with aligners, find out how we are
going to do it...



1:1 SESSIONS

You will have a calendar available to schedule 1:1 30-minute sessions with each of our mentors.



Dr. Martín Pedernera



Dr. Pablo Lirio



Dr. Luis González



Dr. Curro Segura



Dr. Víctor Guerrero



Dr. Rita Dias Lopes



Dr. María Vilarrasa




Dr. Andrea Conigliaro



Dr. Giorgio Comola




Dr. Brian Parra



Dr. Nando Moraleda



Dr. Martín Pedernera



Dr. Riccardo Capuozzo



Dr. Monica Pais



Dr. Gerardo del Olmo



Dr. Ana Acedo

Group clinical sessions

Every week, you will be able to connect with **Dr. Luis Gonzalez Barbero** to review your cases and see the cases of your colleagues: this way you will learn not only with your own cases, but also with those of others.



Dr. Luis
Gonzalez

Monday
6:00 - 8:00 p.m

24/7 support

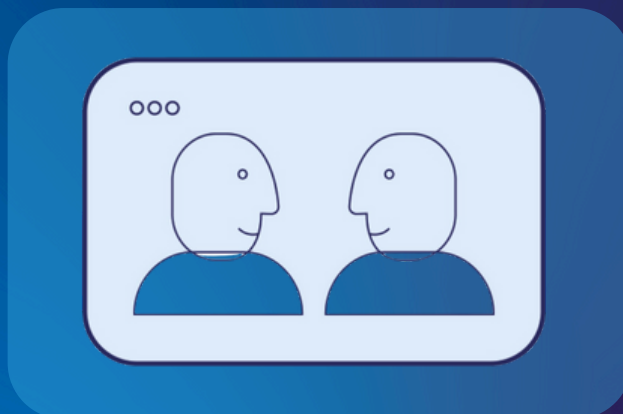
You will have access to a private chat with each of the mentors to solve any kind of doubt:

Is it possible to treat with aligners?

Where can I buy a screw kit?

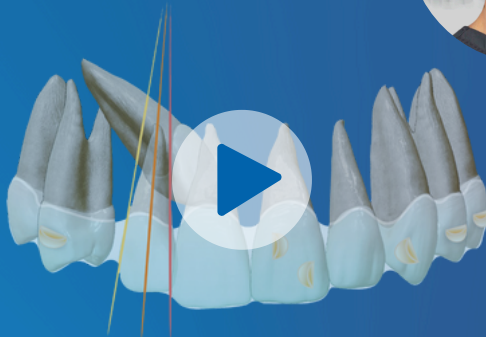
How can I approach this ClinCheck to make it predictable? ClinCheck to be predictable?

A unique opportunity to have answer in less than 24 hours to your clinical your clinical questions.



24/7 support

You will be able to upload questions about your cases to our private platform and **Dr. Pablo Lirio** and **Dr. Gerardo del Olmo** will make explanatory videos without having to connect to a session.



online Training

25 recorded classes
of 45 -60 minutes
necessary to begin your
training in the
biomechanics of the
Aligners.

25 clinical sessions
with speakers with
thousands of cases
treated: 90 - 120 minutes
classes that will deal with
the different
malocclusions.

3D Controls Tutorials
of all major aligners brands.

Invisible orthodontic books:
Mandibular Advancement,
Class II, Class III, Transverse
discrepancies with aligners...

Workshop

we will send you home
the kit with everything
you need and you can
practice at home with
the mentors.

TYPODONTS

For the IPR, occlusal
grinding and
microscrew practices
ONLINE.



KIT DE FRESAS

All the burs you need for IPR,
occlusal grinding and attachment
placement and removal, as well
as aesthetic counturing at the
end of treatment



TADs KIT

1 miniscrew 1,5x8 mm
1 manual screwdriver
1 microscrew 2x12 mm



Once you sign up, you will have access to recorded classes, exams and written content so you can begin your training.

- Communication with the technician Part 1: case prescription
- Communication with the technician
- part 2: modifications and
- 3D tools
- Software guide
- Placement of attachments. Keys
- for efficient cementation
- Attachment guide
- Interproximal reduction.
- IPR planning and techniques.
- Guide to IPR
- Integration of CBCT in digital
- digital planification
- Class Book II with aligners
- Class Book III with aligners
- Attachments
- Planification in centric relation
- Predictability of movements
- Movement sequences
- Crowding
- Diastemas
- Crossbite
- Open bite Overbite
- Occlusal adjustments
- Auxiliary techniques: mini tubes and aligners.
- Auxiliary techniques: micro-screws and aligners.
- Handling of elastics
- Extractions
- Preprosthetic orthodontics
- Canines included
- Treatment of included canines
- with aligners
- Periodontal patients
- Growing patients:
- 1st phase treatment
- Growing patients: mandibular
- mandibular advancement
- Mandibular advancement guide

In addition, you will have access to different online clinical sessions that will be broadcast live and recorded on the platform.

Transversal

Torque control with aligners in crossbites

Biomechanical keys and limits of crossbites

Tips for surviving scissor bites with clear aligners

Scissor bite treatment with micro-screws and aligners

MARPE Indications and protocol for placement

Integration of MARPE in treatments with aligners

Aligners and skeletal anchorage for the transversal control of the dentature

Sagittal

CLASS II Diagnosis and planning keys with aligners.

CLASS II Distalization monitoring and anchor management

CLASS II Frequent problems and auxiliary techniques

CLASS III What are the advantages of aligners over braces?

CLASS III Planification and limits of sequential distalization.

CLASS III Handling problems and skeletal anchorage

Aligners and skeletal anchorage for the sagittal control of the dentature

In addition, you will have access to different online clinical sessions that will be broadcast live and recorded on the platform.

Vertical

- 3D diagnosis of vertical problems as a basis for treatment plan
- Strategies to close open bites with aligners
- Hybrid orthodontics: Biomechanical differences between brackets and aligners
- Improving post-treatment stability of open bites
- Efficient biomechanics for the closure of open bites.
- Differences between brackets and aligners for overbite correction
- DEEP BITES How and when to use auxiliary techniques to overcome the limits of aligners

Growing patients

- Mixed dentition treatments
- Growing patients: 1st phase treatment
- Mandibular advancement
- PALATAL EXPANDER
Indications to ensure skeletal effect.
- Combined orthopedic and aligner treatments
- Differences between brackets and aligners for overbite correction
- RNO & ALIGNERS Myth or reality?



Once you sign up for the program, we will give you the dates of the live shows, but remember, **EVERYTHING** is recorded so you can watch it on the platform.

Enrollment

CASE REVIEW WEEKLY /
GROUP

1:1 SESSIONS

PRIVATE CHAT AND
CLINICAL CASE VIDEOS

ONLINE TRAINING PROGRAM

BOOKS AND KITS FOR
STRIPPING AND TADS

WORKSHOP

SCHEDULE
A CALL

12 months program

1. **By credit or debit card**
Click on the fractional price
and sign up

2. **BANK TRANSFER**
ES23 3005 0015 4727 3835
3529
Smart Aligner Services SL
NAME + SAS METHOD

Do you have any doubts?

Schedule a call with us and we will tell you how we can work with you.



[SCHEDULE A CALL](#)

FAQS

If I register, will I have direct access to the 12 months?

You will have access to the BASIC BIOMECHANICS section: recorded classes for you to learn and then, live sessions and classes to see little by little.

How are the private case review sessions?

Clinical sessions of 30 minutes where through zoom planificareis together your cases, you will realize the treatment plan with the doctor to better understand the biomechanics of the aligner.

What is private chat?

You will be able to be connected with our doctors 24 hours a day and ask any questions about your invisible orthodontic cases.

What are group sessions?

During 12 months you will have access to group clinical sessions to review your cases or see those of your peers to learn successes and mistakes in planning.

FAQS

Do I have a limit of cases to review?

No, durante ese año, podrás revisar en las sesiones privadas y grupales, los casos que necesites.

I want to cancel the monthly subscription.... Is it possible?

In any case, the SAS method is not a monthly subscription, the program allows a 12-month installment payment but cannot be cancelled at any time.

I work with in-office aligners... Can I do mentoring with you?

Of course, Curro Segura is an expert in the design and impression of aligners, you will be able to schedule 1:1 sessions with him to review your cases.

